

Incoming 6th Grade Summer Reading Assignment

1. Read the book *Dear Mr. Henshaw* by author Beverly Cleary.
 - a. You can either buy the book or go to your local library and borrow it.

2. Photocopy the Diary Cover and Inside Entry pages front to back/back to back and fold on the dotted center lines.
 - a. You must have a minimum of 12 diary entries so you will need to print 3 sets of the Diary Entry page.

3. Last, you will need to complete the Book Summary page.

4. Assembly:
 - a. When you print out the pages you will need to print out one Diary Cover and one Inside Diary page back to back.
 - b. Then you will need to print out two Inside Diary pages back to back.
 - c. After you fold the 3 two-sided pages you will have created your diary. You can add a thin line of glue down the dotted center line of the book, but be sure not to glue your entry writing! Now you have created your diary.
 - d. Attach your Summary page to your diary with a paperclip.

5. Be sure to follow the instructions and Rubric!


6. Due: Monday, September 11, 2023.

Name: _____

Due Date: _____

DEAR MR. HENSHAW

DIARY BOOK REPORT




Your assignment is to write diary entries from the point of view of a character from the novel, Dear Mr. Henshaw.

FRONT OF DIARY: Include name of the character and a colorful illustration. The illustration must cover the majority of the cover.

DIARY ENTRIES: You will write 12 diary entries from the point of view of a major character. These entries must give an overview of the main problem & solution in the novel, Dear Mr. Henshaw.

BACK OF DIARY: Include book title, author, number of pages and your name.



DON'T FORGET!

Your diary must be colorful and creatively designed. You must also complete the attached book summary page. Have fun!

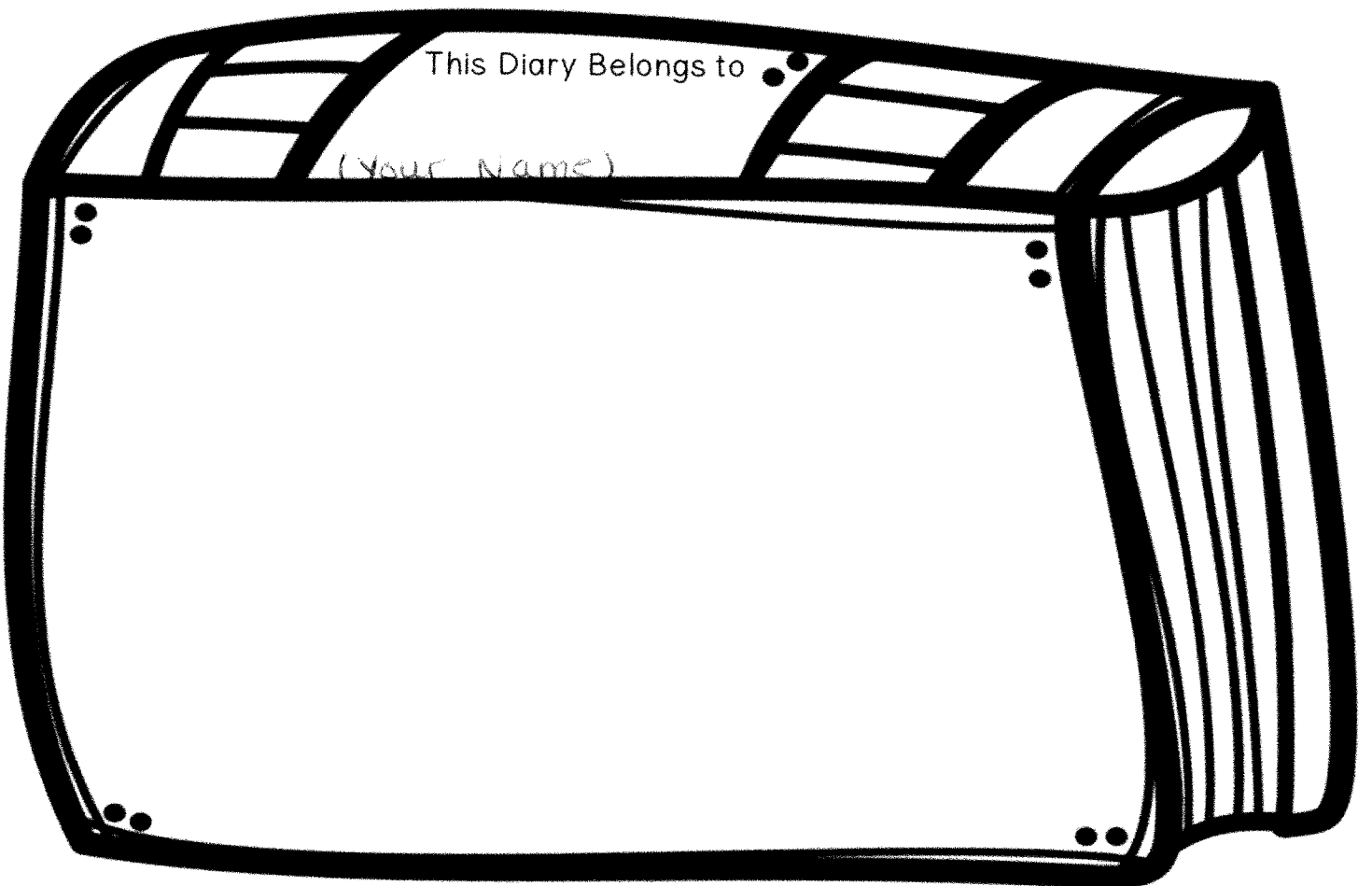
Dear Mr. Henshaw

Author:

Number of Pages:

Diary Created by:

(Your Name)



Entry #1

Date: _____

Entry #2

Date: _____

Entry #3

Date: _____

Entry #4

Date: _____

Entry #5

Date: _____

Entry #6

Date: _____

Entry #7

Date: _____

Entry #8

Date: _____

Entry #9

Date: _____

Entry #10
Date: _____

Entry #11

Date: _____

Entry #12

Date: _____

Name: _____

DEAR MR. HENSHAW SUMMARY PAGE

One paragraph summary of the book: _____

Main Characters:

Description:

Setting: _____

Name: _____

DEAR MR. HENSHAW

PROJECT GRADING RUBRIC


_____/10 Front of Diary

_____/10 Back of Diary

_____/50 Diary Entries (12)

_____/20 Spelling/Grammar

_____/10 Neatness



TOTAL POINTS:

_____/100 = _____%
