

Incoming 5th Grade Summer Reading Assignment

1. Read the book *Number the Stars* by author Lois Lowry.
 - a. You can either buy the book or go to your local library and borrow it.
2. Follow the detailed directions on the Number the Stars Newspaper Book Report sheet.
3. Assembly of newspaper:
 - a. Create the newspaper on a 22 x 28 poster board/oaktag board.
 - b. Make sure your name is on the bottom right hand side of your newspaper.
4. Last, you will need to create a presentation of your newspaper.
 - a. The presentation should last about 2 minutes.
 - b. Begin with the title of your newspaper.
 - c. Then share something important, useful, funny, or meaningful about each section of the newspaper.
 - d. Write your presentation on 4 x 6 inch index cards.
 - e. Number each index card so that your presentation is not mixed up.
5. Be sure to follow the instructions and Rubric!
6. Due: Monday, September 11, 2023.

Name: _____ Due Date: _____



Number the Stars

Newspaper Book Report

This Number the Stars book report will be completed in the format of a newspaper. Use the following requirements to design and lay out your newspaper, placing the articles and features where you think they will fit best.

Newspaper Requirements

Title/Name of Newspaper: The title must be related to Number the Stars, but you may NOT use the exact book title as the name of the newspaper.

Book Summary: Write a 2-paragraph summary of the book's plot with a catchy headline. Be sure to include the title of the book somewhere in the summary or the headline.

Character Profile: Select a character from the book and write a 2-paragraph article that describes them in detail! Include what he/she did and any interesting facts. Create a catchy headline and draw a picture that accompanies the article.

Advice Column: Have a main character write a letter to a newspaper advice columnist seeking help with a major problem from the book. Create a fake name for the character/person to use in the letter. Then, write a response from the columnist that reflects how the problem is solved.

***Fillers:** Choose at least 2 of these options to include in your newspaper. *

Advertisement: Based on something that was included in the story.

Wanted Poster: Includes drawing & reward for the capture of a dangerous character.

Crossword Puzzle: Use words and/or events that are part of the book.

Sports: May use if there were any sporting events that were part of the book.

Travel News: Based on the setting or a location that was mentioned

Classified Ad: "Help-wanted" or an ad for something to buy or sell.

Lost and Found: Based on something that was lost as part of the book.


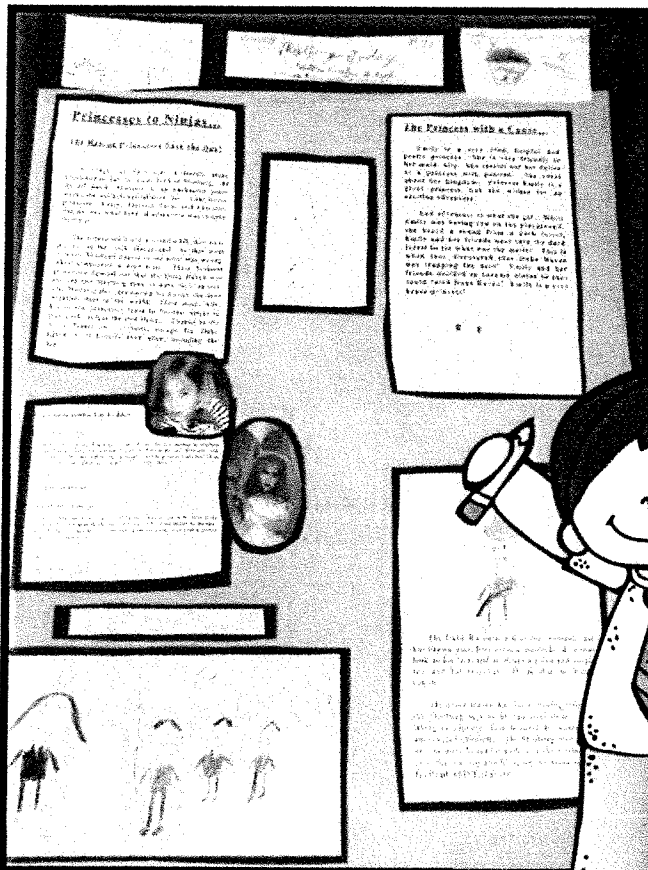


Weather: Describe the weather for a period of time that is important in the book.

Choose 2

Extra, Extra, Read All About It!

Newspaper Book Report

Example Photos



Name: _____

Number the Stars

Newspaper Book Report

Grading Rubric



Newspaper:

- _____ Title of Newspaper (10)
- _____ Book Summary (15)
- _____ Character Profile (15)
- _____ Advice Column (15)
- _____ Newspaper includes at least two filler options. (10)
- _____ Student uses correct spelling, grammar & punctuation. (15)
- _____ Newspaper is colorful and creatively designed. (10)
- _____ Neatly assembled and written portions are easy to read. (10)

Total Points: _____/100 = _____ %

Presentation:

- _____ Maintains eye contact with audience (10)
- _____ Student's voice is audible throughout presentation (10)
- _____ Students appears confident throughout presentation (10)

Total Points: _____/30 = _____ %

Comments:
