



June 17, 2024

Dear Families,

Welcome to **First Grade** and what will be a year filled with lots of learning and fun. The children have learned so much this year in Kindergarten and First Grade will be an extension of that learning. Enclosed in this packet are activities to do with your child this summer.

Continue to practice letters, counting, name writing, fine motor skills, rhyming words, identifying shapes and making patterns so your child will retain those skills during the summer. Most importantly keep reading together! There is a reading list of books that you can find in the NYC Public Library. Your child must read at least five of them and complete the attached book report for each one.

Lots of Luck and have a wonderful, safe, and fun filled summer.

Best regards,

Ms. Vazquez

Kindergarten-Grade 1

Books are available at the NY Public Library

In a Dark, Dark Room

Alvin Schwartz

The Twelve Dancing Princesses

Rachel Isadora

Fly Guy Presents: Castles

Tedd Arnold

Lon Po Po

Ed Young

Niño Wrestles the World

Yuyi Morales

Sparkly New Friends: An Acorn Book (Unicorn and Yeti #1)

Heather Ayriss Burnell

The Princess and the Warrior: A Tale of Two Volcanoes

Duncan Tonatiuh

Sisters: Serena and Venus Williams



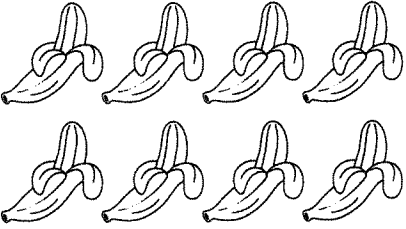

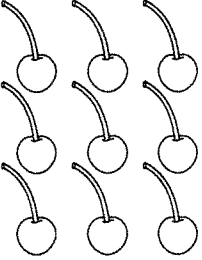
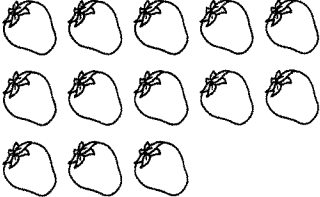


Jeanette Winter

Why Mosquitoes Buzz in People's Ears: A West African Tale

Verna Aardema

Name _____

Count the objects in each problem. Then write the number in the box.

1.  <input data-bbox="646 810 799 919" type="text"/>	2.  <input data-bbox="1300 810 1453 919" type="text"/>
3.  <input data-bbox="646 1104 799 1207" type="text"/>	4.  <input data-bbox="1300 1104 1453 1207" type="text"/>
5.  <input data-bbox="646 1388 799 1495" type="text"/>	6.  <input data-bbox="1300 1388 1453 1495" type="text"/>
7.  <input data-bbox="646 1696 799 1806" type="text"/>	8.  <input data-bbox="1300 1696 1453 1806" type="text"/>

Name _____

Read each number word. Draw a line to the matching number.

Example: 1 = one 2=two

1. eight



2. three



3. zero



4. twenty



5. six



6. four



7. nine



8. seven



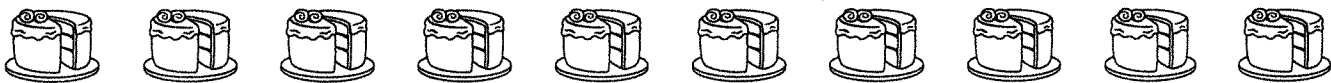
Name _____

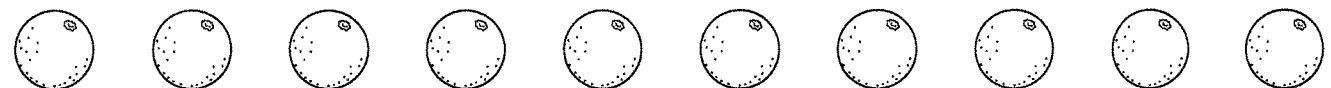
Write the numbers on the lines to count the pieces of food.











There are _____ pieces of fruit on the page.

Name _____

Write the missing numbers.

1.

51	52	53				57		59	
	62		64	65			68		70

2.

31	32		34		36		38		40
41		43		45		47		49	

3.

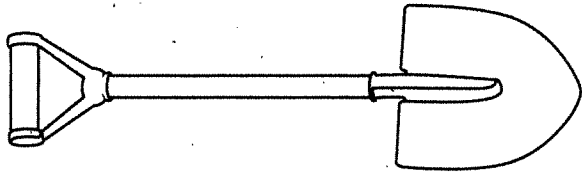
71				75	76	77			80
	82	83	84					89	

4.

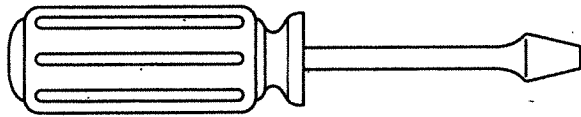
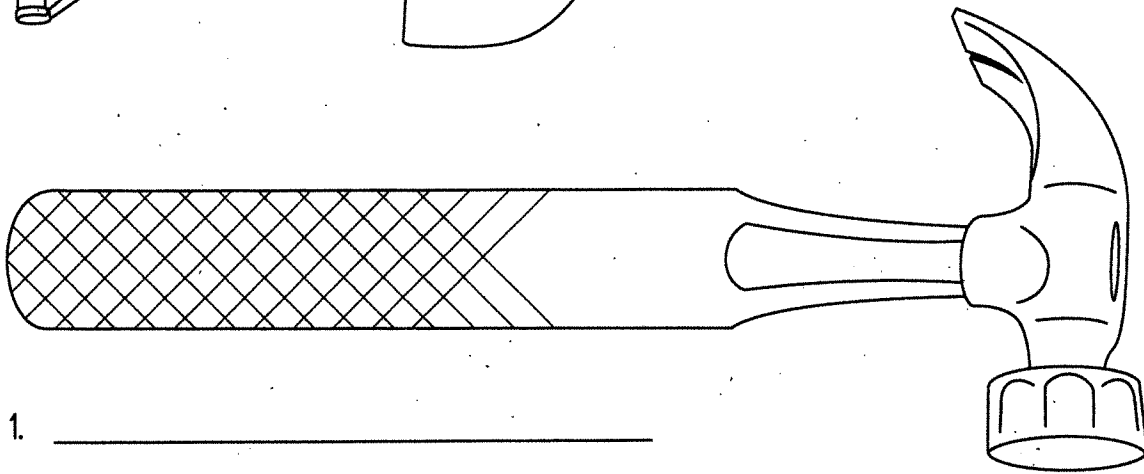
	102	103		105			108	109	
	112		114			117	118	119	

Name _____

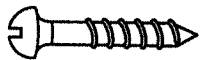
Look at the shovel. Tell if each object is longer or shorter than the shovel or has the same length as the shovel.




1. _____



2. _____



3. _____



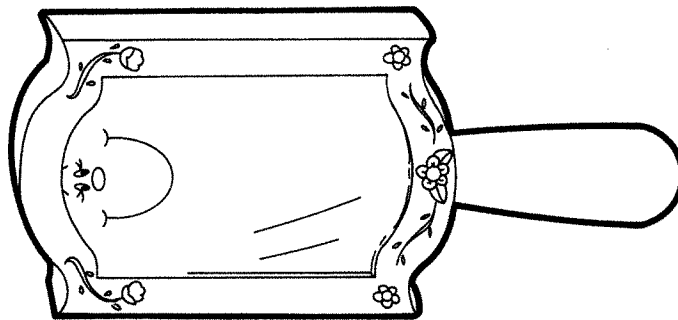
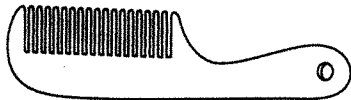
4. _____

Name _____



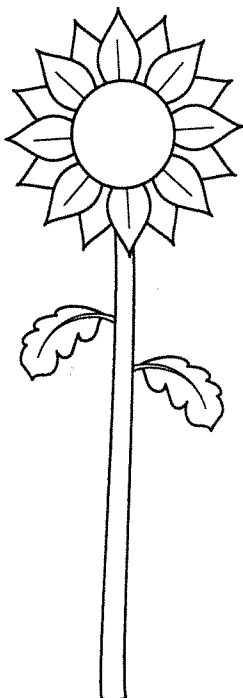
Using numbers 1, 2 and 3 put the objects in order from shortest to longest.

Ex: 1 is the shortest 3 is the longest.

1.



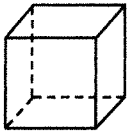
2.



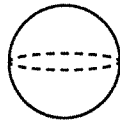
Name: _____

Look at the solid three-dimensional figures below.

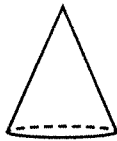
Solid figures are three-dimensional figures.




cube




sphere



cone




rectangular
prism



cylinder

Name the solid figure that each object looks like.

1.



2.



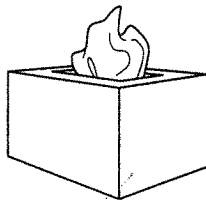
3.




4.




5.




6.




7.



8.




9.



Name _____

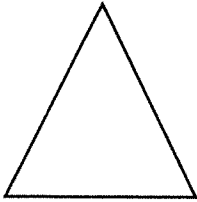
Draw a line from each shape to its name.

1.




square

2.




rectangle

3.



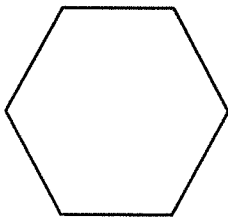
circle

4.



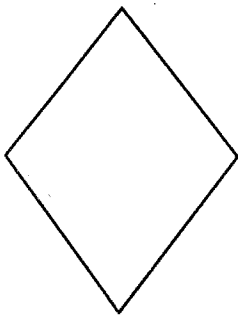
hexagon

5.



rhombus

6.



triangle

Book Report

My Name: _____

Title: _____

Author: _____

My Favorite character was _____

because _____

Draw your favorite character:

