




We are very excited about the upcoming 2024-2025 HCJCA School Year! Students are required to complete this summer packet of materials that will help prepare them for September. Please also have your child practice writing their first and last name! One sheet of writing paper has been provided in the packet, but please practice as much as you can. The summer packet will be counted as a first trimester assessment grade for ELA and Math. Thank you!

Included in the packet is:

- Page 1:** 1 sheet of "icecream" paper. Your child must write their first and last name properly using correct upper- and lower-case letter formation 10x each (5x on each side)
- Page 2:** Trace the upper-case alphabet and lower-case alphabet. \*doubled-sided\*
- Page 3:** Trace and write independently upper-case alphabet and lower-case alphabet. \*double-sided\*
- Page 4:** Writing and tracing numbers 1-10
- Page 5:** Writing and tracing numbers 1-20
- Page 6:** Counting objects \*double-sided\*
- Page 7:** 2-Dimensional Shapes \*double-sided\*





Name: \_\_\_\_\_

a

b

c

d

e

f

g

h

i

j

k

l

m

n

o

p

q

r

s

t

u

v







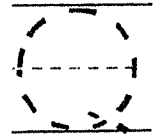
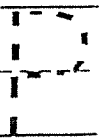
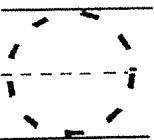
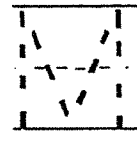


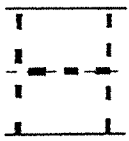
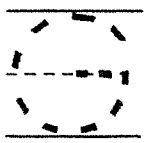



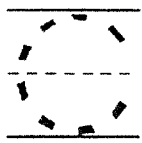
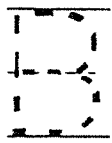
w

x

y

z

Name: \_\_\_\_\_



Name: \_\_\_\_\_

A

B

C

D

E

F

G

H

I

J

K

L

M

N

O

P

Q

R

S

T

U

V

W

X

Y

Z

a

b

c

d

e

f

g

h

i

j

k

l

m

n

o

p

q

r

s

t

u

v

w

x


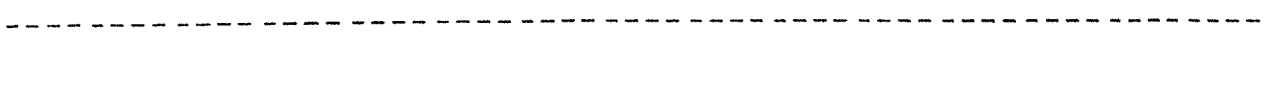



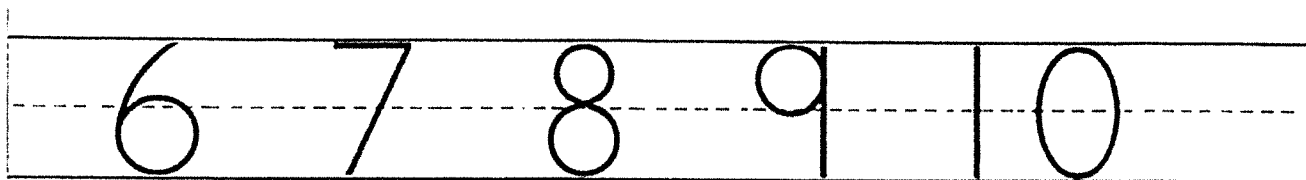
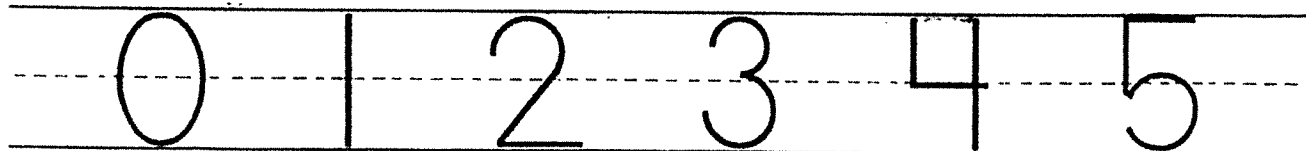
y

z

Name: \_\_\_\_\_

# Writing Numbers

Practice counting by saying the numbers from 0 to 10, tracing the numbers, and writing each number yourself.





Name \_\_\_\_\_

I can trace the numbers 1 - 20.

1	2	3	4	5
6	7	8	9	10









11	12	13	14	15
16	17	18	19	20

I can write the numbers 1 - 20.







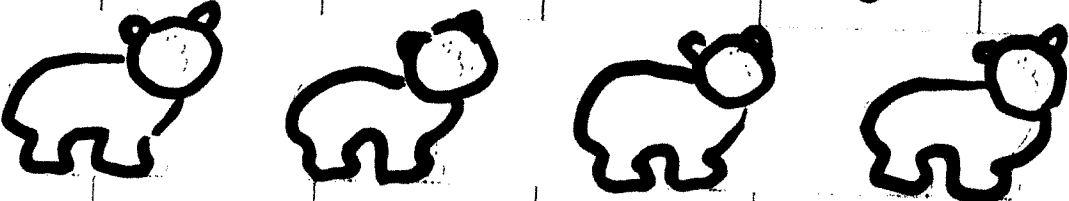
# Counting Animals to Five

Count the animals in each row. Write the number in the box.

	<input type="text"/>
	<input type="text"/>
	<input type="text"/>
	<input type="text"/>
	<input type="text"/>
	<input type="text"/>
	<input type="text"/>
	<input type="text"/>

Name: \_\_\_\_\_

Directions: Count the objects. Circle the number in each set.

					
1	2	3	4	5	6
					
1	2	3	4	5	6
					
1	2	3	4	5	6
					
1	2	3	4	5	6
					
1	2	3	4	5	6

Name: \_\_\_\_\_

## 2D SHAPES

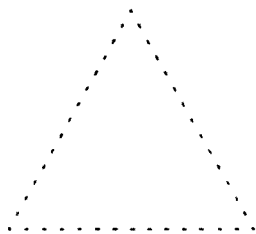
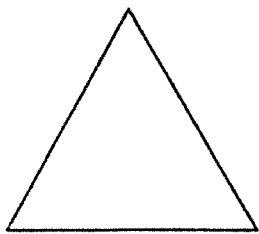


### Know Your Shapes



Name it.

Trace it.



Draw it.



Triangle



Square



Circle



Rectangle

Name \_\_\_\_\_

# 2D SHAPES

Directions: Color the shapes according to the color code.

